



# engAGE

Managing cognitivE decliNe throuGh theatre therapy, Artificial intelligence  
and social robots drivEn interventions

## D4.1 engAGE website



<b>Deliverable Id:</b>	D4.1
<b>Deliverable Title:</b>	engAGE website
<b>Related Work Package:</b>	WP4
<b>Related Task(s):</b>	T4.1
<b>Related Milestone:</b>	MS1
<b>Version:</b>	V1.0
<b>Status:</b>	Quality checked
<b>Dissemination Level:</b>	PU
<b>Deliverable Type:</b>	Other – website
<b>Due date of deliverable:</b>	M3 (February 2022)
<b>Actual submission date:</b>	28 February 2022
<b>Deliverable lead partner:</b>	KRD
<b>Main author(s):</b>	Terje Grimstad (KRD)
<b>Contributing authors:</b>	N/A
<b>Peer-reviewers:</b>	Lars Thomas Boye (TLU), Ionut Anghel (TUC)
<b>Keywords:</b>	Website, dissemination, web visibility

*Project partially funded by AAL Joint programme and Unitatea Executiva pentru Finantarea Invatamantului Superior, a Cercetarii, Dezvoltarii si Inovarii (UEFISCDI) (RO), The Research Council of Norway (NO), Federal Department of Economic Affairs, Education and Research / State Secretariat for Education, Innosuisse (CH) and Italian Ministry of Health (IT) under the Consortium Agreement number aal-2021-8-159-CP.*

## Version history

Version	Authors	Date	Description
0.1	Terje Grimstad (KRD)	17.2.2022	Initial document
0.91	Riitta Hellman (KRD)	17.2.2022	1 <sup>st</sup> quality check
0.92	Gisle Hannemyr (KRD)	21.2.2022	2 <sup>nd</sup> quality check
0.93	Lars Thomas Boye (TLU)	22.2.2022	Review 1
0.94	Ionut Anghel (TUC)	22.2.2022	Review 2
0.95	Terje Grimstad (KRD)	25.2.2022	Quality check ready version
0.99	Ionut Anghel (TUC)	25.2.2022	Quality checked version
1.0	Terje Grimstad (KRD)	28.2.2022	Final version

## Contents

Executive summary .....	4
1 Introduction .....	5
1.1 Document overview .....	5
2 engAGE website overview .....	6
2.1 Home page .....	6
2.2 Main menu child pages .....	7
2.2.1 End-user child page .....	7
2.2.2 EngAGE system child page .....	8
2.2.3 Outreach child page .....	9
2.2.4 Project facts child page .....	10
2.2.5 National pages child page .....	10
2.3 Contact information .....	11
3 Use of the website .....	12
4 Technology used to develop the website .....	13
5 Conclusions .....	14

## List of acronyms

Acronym	Description
CMS	Content Management System
CSS	Cascading Style Sheets
GUI	Graphical User Interface
HTML	HyperText Markup Language
MVC	Model View Controller
OOP	Object Oriented Programming
SASS	Syntactically Awesome Style Sheets



## Executive summary

This deliverable describes the project website which can be found at <https://engage-aal-project.eu/>.

The website is developed by Karde. It uses the Drupal 9 CMS as its foundation, and the Bootstrap 5 theme is used as the template for the website.

The deliverable addresses the following topics: (i) the overall structure of the website, (ii) the foreseen use and updating of the website and (iii) a description of the development tools.

## 1 Introduction

The goal of deliverable 'D4.1 – engAGE website' is to shortly describe the content, the intended use of the website and the tools which have been used to develop the website.

### 1.1 Document overview

The remainder of the deliverable is organized as follows:

- Section 2 briefly describes the engAGE website.
- Section 3 presents how we foresee the use of the website.
- Section 4 briefly describes the technology used to develop the website.
- Section 5 concludes the deliverable.

## 2 engAGE website overview

The website can be found at <https://engage-aal-project.eu/>. Homepage of the website is illustrated in Figure 1.

### 2.1 Home page

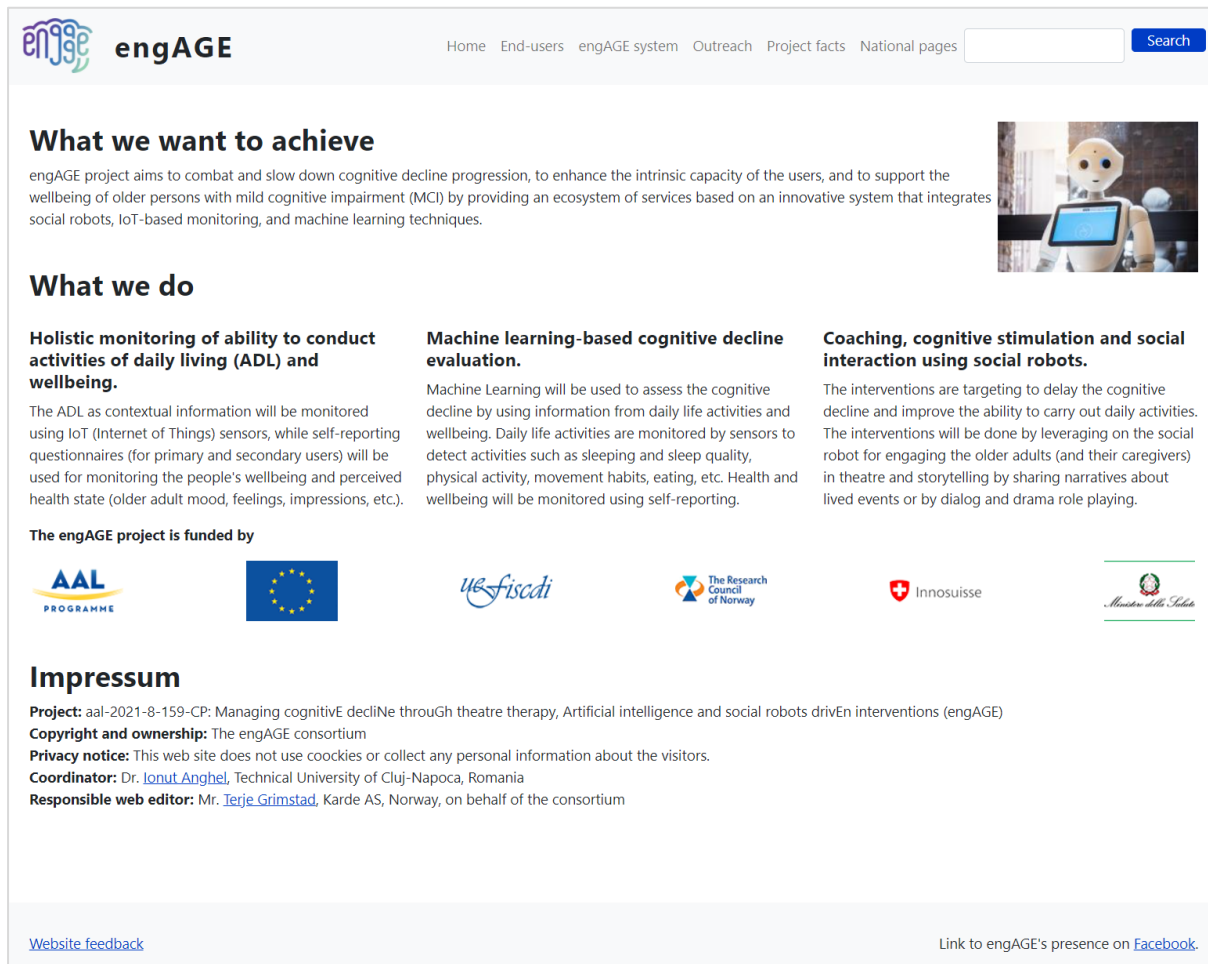


Figure 1: engAGE website homepage.

The consortium decided to have a menu structure presenting most important aspects of the engAGE project. It is described in Figure 2 below.

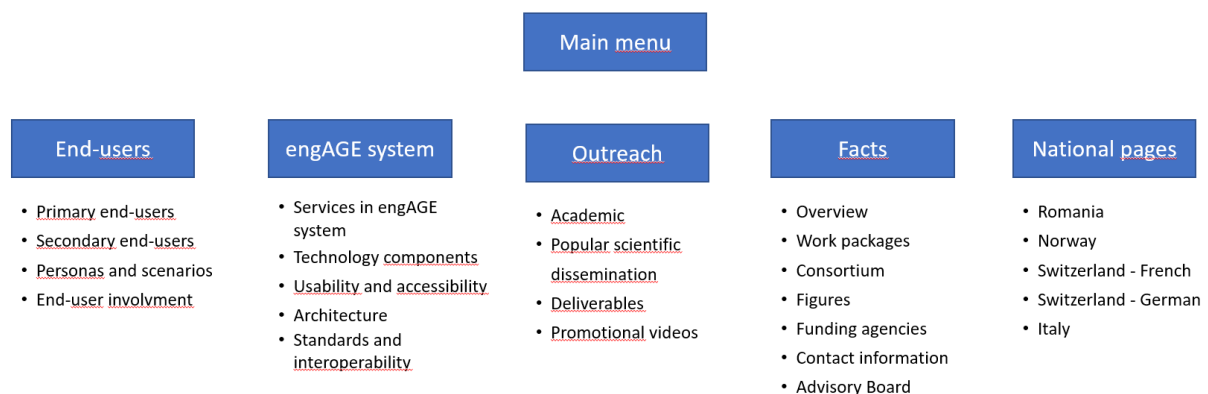


Figure 2: EngAGE website structure

Information about Business developments in engAGE is not available on the public website. This information is restricted to the consortium and is found in the project's file repository.

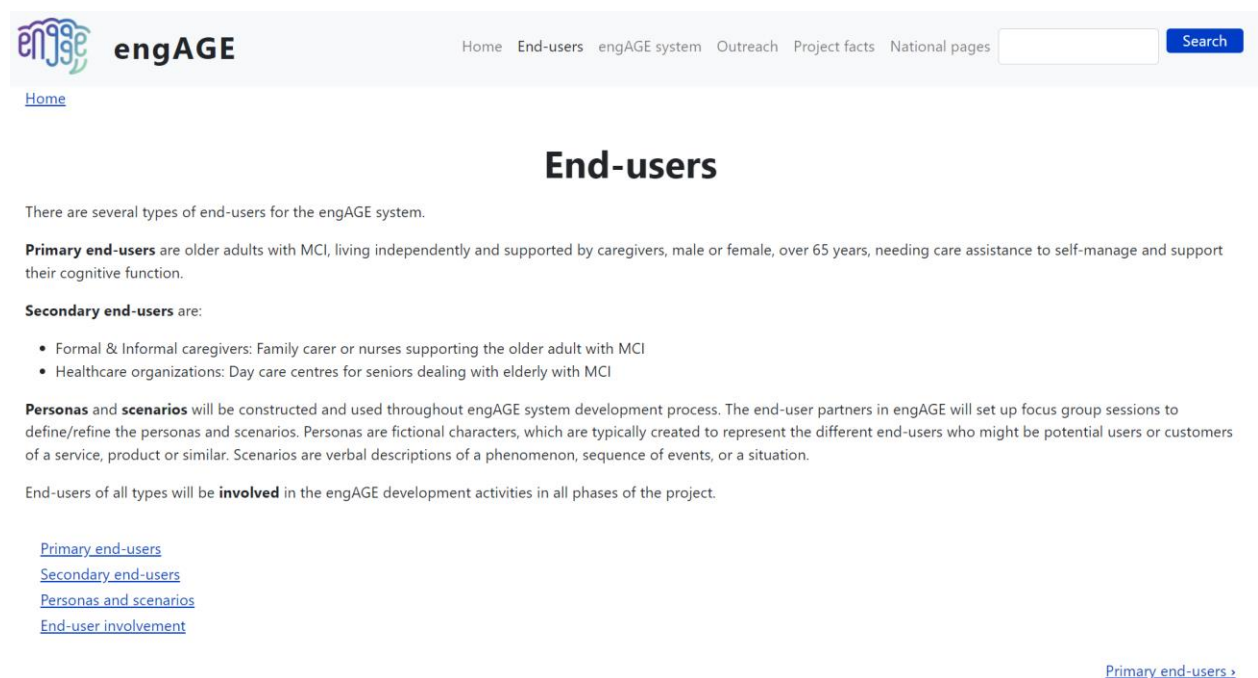
Regarding information in the national languages of the engAGE partners, the consortium decided to present a summary of the most relevant parts of engAGE for each country, not the whole website. These national sections will be updated through the project lifetime.

Karde is the chief editor of the engAGE website. For the national pages, one editor for each country will be appointed.

## 2.2 Main menu child pages

Each main menu item has many child pages. You navigate between the child pages by using navigation buttons at the bottom of the page.

### 2.2.1 End-user child page



engAGE

Home End-users engAGE system Outreach Project facts National pages  Search

[Home](#)

## End-users

There are several types of end-users for the engAGE system.

**Primary end-users** are older adults with MCI, living independently and supported by caregivers, male or female, over 65 years, needing care assistance to self-manage and support their cognitive function.

**Secondary end-users** are:

- Formal & Informal caregivers: Family carer or nurses supporting the older adult with MCI
- Healthcare organizations: Day care centres for seniors dealing with elderly with MCI

**Personas** and **scenarios** will be constructed and used throughout engAGE system development process. The end-user partners in engAGE will set up focus group sessions to define/refine the personas and scenarios. Personas are fictional characters, which are typically created to represent the different end-users who might be potential users or customers of a service, product or similar. Scenarios are verbal descriptions of a phenomenon, sequence of events, or a situation.

End-users of all types will be **involved** in the engAGE development activities in all phases of the project.

[Primary end-users](#)  
[Secondary end-users](#)  
[Personas and scenarios](#)  
[End-user involvement](#)

[Primary end-users >](#)

Figure 3: End-users menu component.

At the *Secondary end-user* page (see Figure 4), you can navigate to the *Primary end-user* page, to the *Personas and scenarios* page or *Up* to the parent page, the main menu *End-user* page.

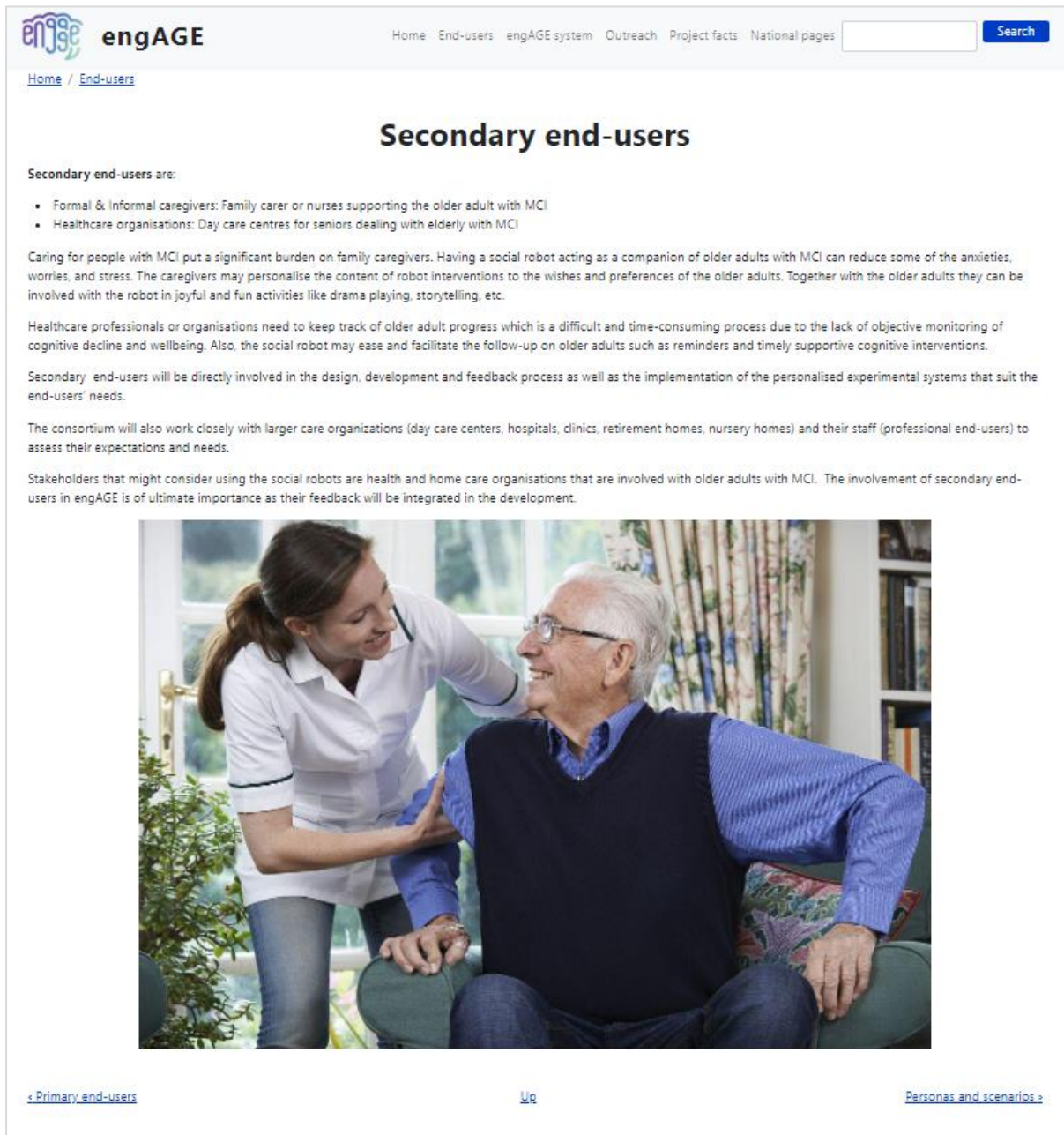


Figure 4: The Secondary end-user child page.

In the same manner all other main menu components are built (see figures below).

### 2.2.2 EngAGE system child page

In the engAGE system menu component, the technical characteristics of engAGE are shortly described (see Figure 5). This information will be updated as the project develops further.



## engAGE system

This subsite describes the technology used for engAGE.

- [Services in engAGE system](#)
- [Technology components](#)
- [Usability and accessibility](#)
- [Architecture](#)
- [Standards and interoperability](#)

[Services in engAGE system >](#)

Figure 5: engAGE system overview menu component.

### 2.2.3 Outreach child page

In the Outreach menu component, we will add the project related publications (Academic page – Figure 6), events and dissemination activities (Popular scientific dissemination), public deliverables (Deliverables - Figure 7) and video materials (Promotional videos).

Figure 6: Outreach and awareness menu component (academic part).

Figure 7: Outreach and awareness menu component (public deliverables part).

## 2.2.4 Project facts child page

In the main menu item ‘Project facts’, a contact list for all partners is provided. It can be used to get more specific information if anyone requires (see Figure 8).

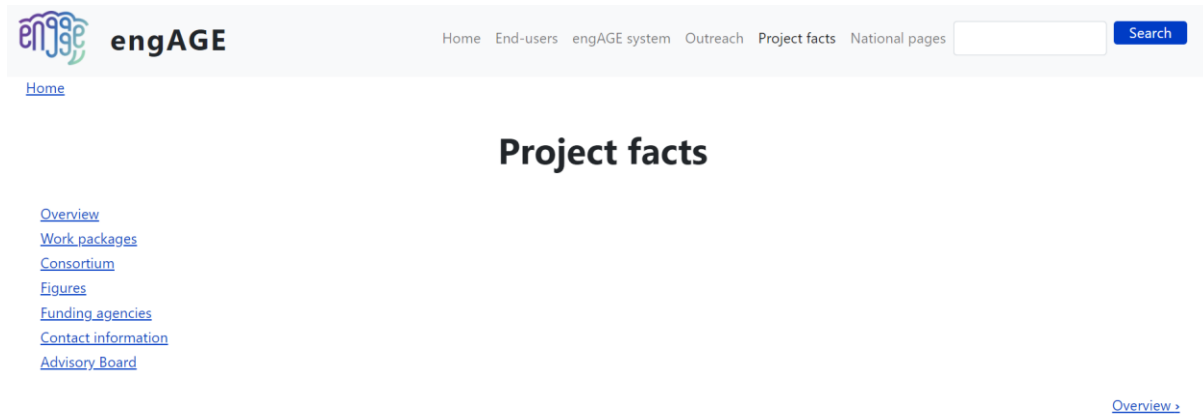


Figure 8: Project facts menu component.

## 2.2.5 National pages child page

The National pages menu component presents an overview of the engAGE project in the languages of the partners of the consortium (see Figure 9).

- Romanian
- Norwegian
- Swiss – French
- Swiss – German
- Italian

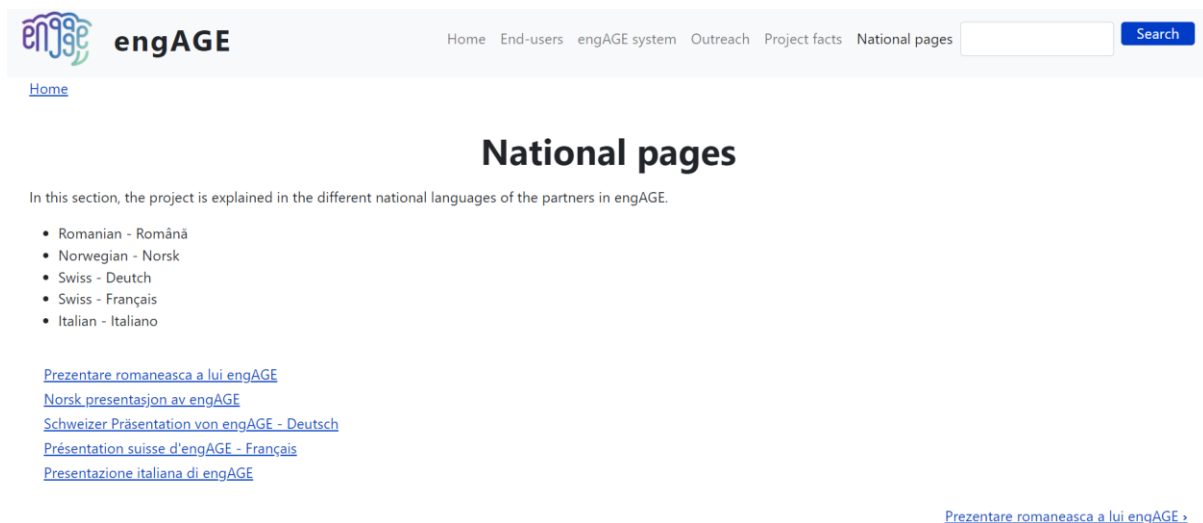
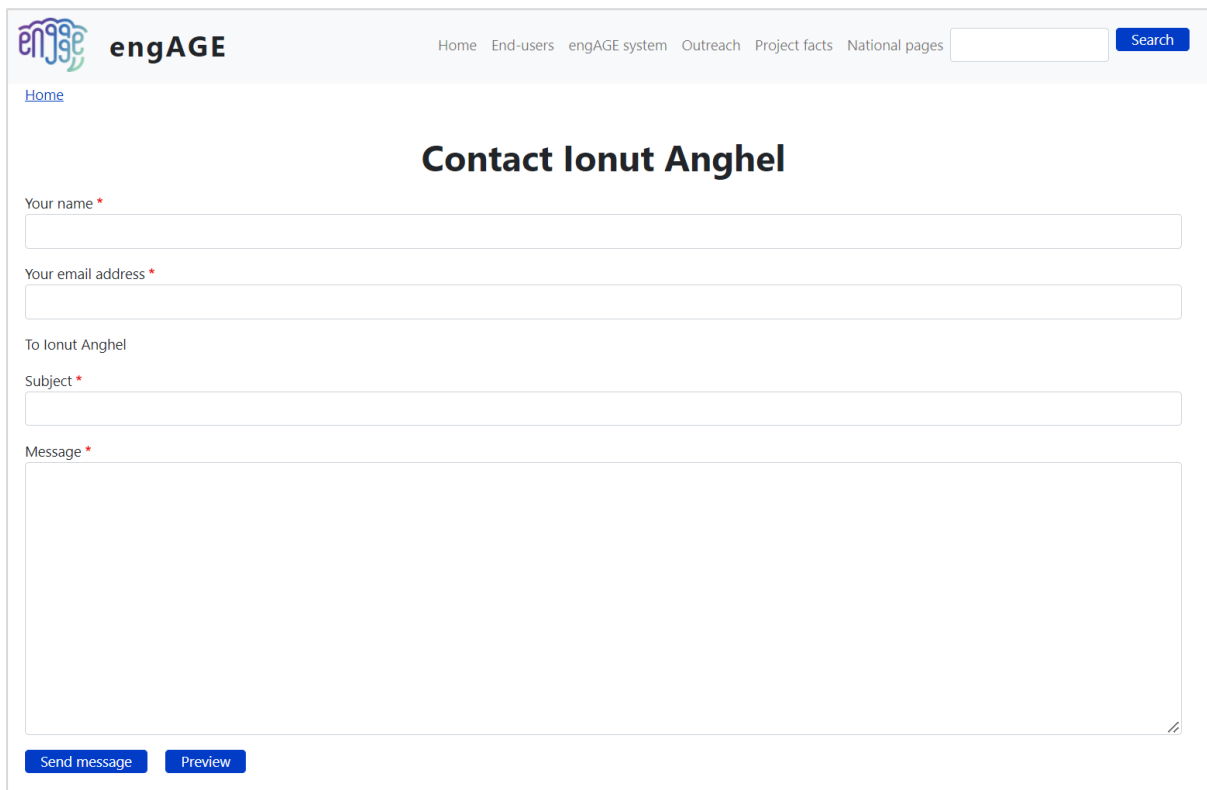


Figure 9: National pages menu component.

## 2.3 Contact information

E-mail addresses for contact persons is not shown. This is to prevent harvesting of addresses which could be used for spam purposes. Instead, a contact form mechanism is provided (see Figure 10).



The screenshot shows a web interface for the 'engAGE' project. At the top left is the 'engAGE' logo. To its right is a navigation menu with links for 'Home', 'End-users', 'engAGE system', 'Outreach', 'Project facts', and 'National pages'. A search bar with a 'Search' button is located on the top right. Below the navigation is a 'Home' link. The main heading is 'Contact Ionut Anghel'. The form contains the following fields: 'Your name \*' (text input), 'Your email address \*' (text input), 'To Ionut Anghel' (text input), 'Subject \*' (text input), and 'Message \*' (text area). At the bottom of the form are two buttons: 'Send message' and 'Preview'.

Figure 10: Contact form for the coordinator of engAGE.

### 3 Use of the website

We anticipate that the website will serve as a repository where people can find information about what we want to achieve in the engAGE project. At the website homepage, there is also a link to the engAGE project Facebook account <https://www.facebook.com/Engage-project-104670398780021> (see Figure 11).




Figure 11: engAGE Facebook account.

The Facebook page will be the source for news about the project. Some overlap between the website and the Facebook page may occur: News on public deliverables will be posted on the Facebook page, whilst the deliverable itself will be published on the website.

The website will be updated regularly as the project develops.

Information in the different languages of the partners is found under the menu item 'National pages'. The national pages will be updated by nationally appointed editors.

## 4 Technology used to develop the website

The website is developed in Drupal 9. This is a popular free software CMS. The official Drupal website, [drupal.org](https://drupal.org), describes Drupal as a “free software package that allows an individual or a community of users to easily publish, manage and organize a wide variety of content on a website.” It has an excellent reputation for security and adaptivity and makes use of Object Oriented Programming (OOP), which has many advantages compared to procedural or functional programming. It is based upon industry standards, such as the [Symfoni framework](https://symfony.com) (based upon the [MVC](https://en.wikipedia.org/wiki/Model%E2%80%93view%E2%80%93controller) design pattern), and makes use of the [twig](https://twig.symfony.com) theme engine, [composer](https://getcomposer.org) as a dependency manager, and [PHPUnit](https://phpunit.de) as its testing framework, making Drupal a part of a very large software ecosystem. We believe we were able to create the first version of the website in a very timely manner thanks to the power and flexibility of Drupal. Some Karde employees are active Drupal.org community members and had – prior to the start of engAGE – contributed in total 33 extensions to Drupal. An extension increases Drupal’s functionality, similar to what a “plugin” does in the WordPress community. Many of these home-grown extensions are used in the website Karde created for engAGE.

The layout and look of the engAGE website are based on a responsive theme named Bootstrap 5. It is a widely used framework for creating responsive, mobile-first websites. Bootstrap 5 is the newest version of [Bootstrap](https://getbootstrap.com). It is based upon the latest web technologies such as SASS for stylesheets and flexbox for responsive layouts. It comes with a very impressive JavaScript library for advanced effects such as accordions and carousels. Bootstrap was originally developed for Twitter.

For the child pages to the main menu pages, as explained in Section 2.2, we have used the ‘Book’ function of Drupal, which automatically enables the visitor to navigate back and forth between the sibling and child pages. This means that the site’s navigation structure can be maintained in the GUI and drag and drop can be used for page placement, which is much more efficient than “hard-wiring” the navigation hyperlinks, which often must be done if this function is not provided by the CMS.

## 5 Conclusions

This report shortly describes the engAGE website which was developed within the first three months of the project. The proof of the pudding is in the eating, so the reader is advised to visit <https://engage-aal-project.eu/> to familiarise themselves with the website.